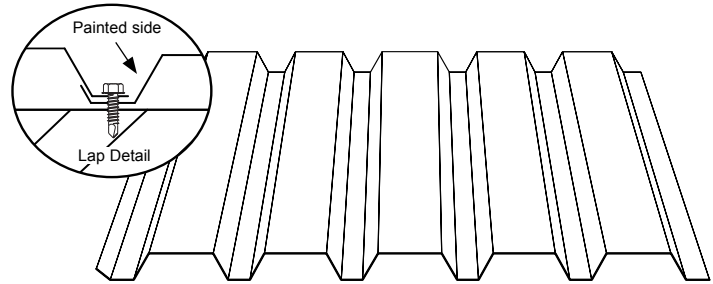
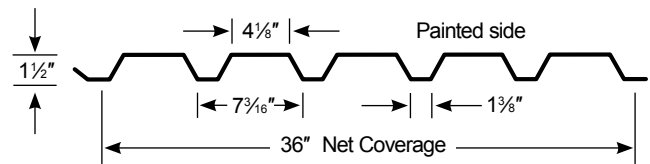


Box Rib is an economical, structural, exposed-fastener wall panel suitable for general usage.



Box Rib (Wall Applications only)




Box Rib is ideal for vertical and horizontal wall, ceilings and soffit applications.

Properties									Standard Finishes	
Gauge	Base Steel Thickness (in)	Yield (ksi)	Tensile (ksi)	Wt. (lbs/ft ²)	I+ (in ⁴ /ft)	S+ (in ³ /ft)	I- (in ⁴ /ft)	S- (in ³ /ft)	Metallic Coating	Paint System
29	0.0139	80	82	0.73	0.0594	0.0448	0.0759	0.0463	AZ50	ColorGuard™ xt
26	0.0173	80	82	0.91	0.0756	0.0653	0.0967	0.0674	AZ50	Cool Dura Tech™ nt
24	0.0232	50	65	1.21	0.1087	0.1020	0.1333	0.1163	AZ50	Cool Dura Tech™ 5000 (polyvinylidene fluoride) or Cool Dura Tech™ mx (metallic polyvinylidene)
22	0.0294	50	65	1.54	0.1456	0.1438	0.1700	0.1593	AZ50	
20	0.0354	40	55	1.85	0.1911	0.1928	0.2067	0.2122	G90*	
18	0.0459	40	55	2.40	0.2600	0.2573	0.2667	0.2740	G90	

NOTES: The moments of inertia, I⁺ and I⁻, presented for determining deflection are: $(2I_{\text{Effective}} + I_{\text{Gross}})/3$

*Bare 20 gauge has a AZ50 metallic coating.

standard features

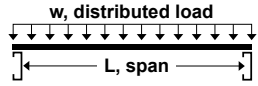
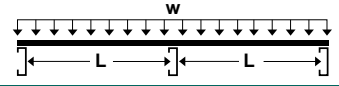
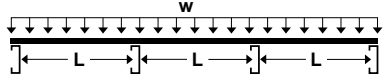
- Wall Installation: Horizontal or Vertical.
- Gauges: 22ga, 24ga, 26ga and 29ga in standard finishes and 20ga available in ZINCALUME® Plus.
- Refer to AEP Span Color Charts for full range of color options and paint systems.
- Custom manufactured panel lengths: 6'-0" to 50'-0".
- Matching fiberglass panels available.
- Testing: ASTM E283 (air infiltration) and ASTM E331 (water infiltration). All testing performed by accredited third-party.
- Roof assemblies Class A Fire Rated when installed on non-combustible deck or framing per IBC or IRC or when installed in accordance to UL listings (UL790). Wall assemblies rated for fire resistance (UL263) when installed in accordance with UL listings.
- Building Code Approval Report: IAPMO-UES #ER-0550. 

optional features

- Short cut sheets from 6'-0" to 1'-0". Additional fees and lead times may apply.
- 20ga available in standard colors subject to a minimum order size of 4,500 square feet and longer lead times.
- 18ga available in bare G-90 galvanized and standard colors subject to a minimum order size of 4,500 square feet and longer lead times.
- Custom colors, thick film primer and/or clear coat paint finishes available. Subject to 4,500 square feet minimum order. * (See back)
- Perforation options available for an additional charge. Minimum order size 1,500 square feet. Select from standard perforation patterns with open areas of 7.8%, 13.8%, 23.4%, 30.6% or 41.4%.
- Crimp curving:

Gauge	Maximum Length	Minimum Outside Radius
24	30'-0"	24"
22	30'-0"	24"
20	30'-0"	48"
18	20'-0"	48"
- Stucco embossed available on 29ga, 26ga, 24ga and 22ga. Subject to minimum order size of 1,500 square feet.

Gauge	Span	Cond.	Allowable Inward Loads (lbs/ft ²) per Span (ft.-in.)								
			2'-0"	2'-6"	3'-0"	4'-0"	5'-0"	6'-0"	7'-0"	8'-0"	10'-0"
29	Single Span	ASD, W/Ω	268	172	119	67	43	30	22	17	11
		L/180	-	-	-	-	42	24	15	10	5
	Double Span	ASD, W/Ω	226	154	111	65	42	29	21	16	11
		L/180	-	-	-	-	-	-	-	-	-
	Triple Span	ASD, W/Ω	263	183	133	79	52	37	27	21	13
		L/180	-	-	-	-	-	-	-	19	10
26	Single Span	ASD, W/Ω	391	250	174	98	63	43	32	24	16
		L/180	-	-	-	-	53	31	19	13	7
	Double Span	ASD, W/Ω	353	236	168	97	63	43	32	25	16
		L/180	-	-	-	-	-	-	-	-	16
	Triple Span	ASD, W/Ω	421	285	205	119	77	54	40	31	20
		L/180	-	-	-	-	-	-	36	24	12
24	Single Span	ASD, W/Ω	509	326	226	127	81	57	42	32	20
		L/180	-	-	-	-	76	44	28	19	9
	Double Span	ASD, W/Ω	533	351	248	142	91	63	47	36	23
		L/180	-	-	-	-	-	-	-	-	23
	Triple Span	ASD, W/Ω	646	429	305	175	114	79	58	44	28
		L/180	-	-	-	-	-	-	52	35	18
22	Single Span	ASD, W/Ω	717	459	319	179	115	80	59	45	29
		L/180	-	-	-	-	102	59	37	25	13
	Double Span	ASD, W/Ω	741	485	342	195	126	87	64	49	31
		L/180	-	-	-	-	-	-	-	-	31
	Triple Span	ASD, W/Ω	902	596	422	242	156	109	80	61	39
		L/180	-	-	-	-	-	-	70	47	24
20	Single Span	ASD, W/Ω	770	493	342	192	123	86	63	48	31
		L/180	-	-	-	-	-	77	49	33	17
	Double Span	ASD, W/Ω	777	511	362	207	133	92	68	52	34
		L/180	-	-	-	-	-	-	-	-	-
	Triple Span	ASD, W/Ω	939	625	445	256	165	115	85	66	41
		L/180	-	-	-	-	-	-	-	62	32
18	Single Span	ASD, W/Ω	1027	657	457	257	164	114	84	64	41
		L/180	-	-	-	-	-	105	66	44	23
	Double Span	ASD, W/Ω	1003	661	466	267	172	120	88	68	43
		L/180	-	-	-	-	-	-	-	-	-
	Triple Span	ASD, W/Ω	1213	808	573	330	214	149	110	85	54
		L/180	-	-	-	-	-	-	-	84	43

Inward Loads	Single Span		NOTES: Top values based on allowable stress (ASD). Bottom values based on a deflection limit of L/180. "-" denotes that the allowable load is limited by the panel stress vs. deflection limit. Steel conforms to ASTM A653 (Galvanized) or ASTM A792 (ZINCALUME) structural steel. Tabulated values are for positive (inward) uniform loading only. Values are based on the American Iron and Steel Institute "Cold Formed Steel Design Manual" (AISI S100-12). Refer to aepspan.com for more complete Box Rib performance data.
	Double Span		
	Triple Span		

* Inquire with AEP Span representative regarding premium Vintage® and Specialty Prints and Textures availability.

Oil Canning : All flat metal surfaces can display waviness commonly referred to as "oil canning". "Oil canning" is an inherent characteristic of steel products, not a defect, and therefore is not a cause for panel rejection.

