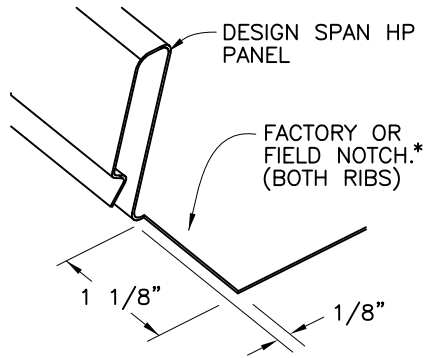
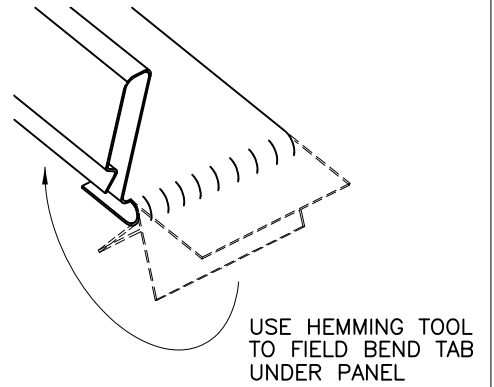


STEP 1

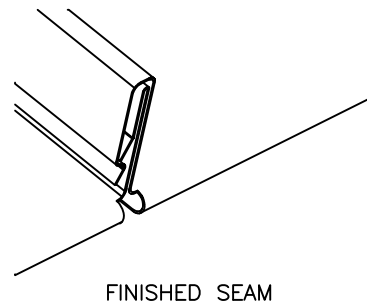
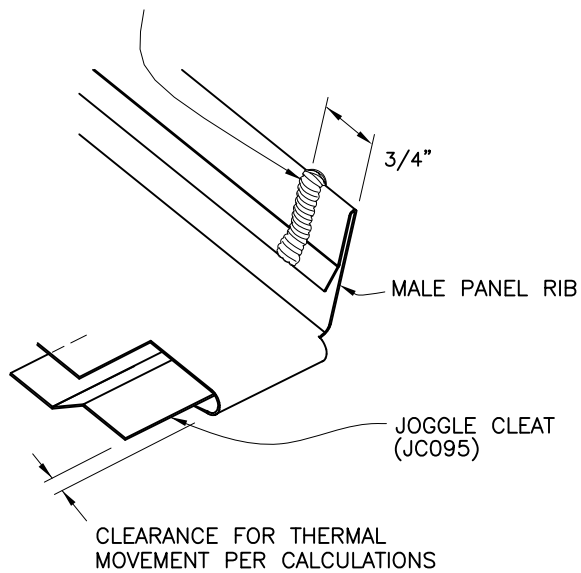


STEP 2



STEP 3

APPLY 3/8" BEAD OF NON-SKINNING BUTYL SEALANT ON BOTH SIDES AND TOP OF MALE PANEL RIB BEFORE ENGAGING FEMALE RIB OF NEXT PANEL



NOTE:
STANDARD FACTORY NOTCH IS 1-1/8". LONG LENGTH PANEL INSTALLATIONS REQUIRE GREATER FIELD NOTCHING DEPTH.



DESIGN SPAN HP



EAVE HEM

DS-05