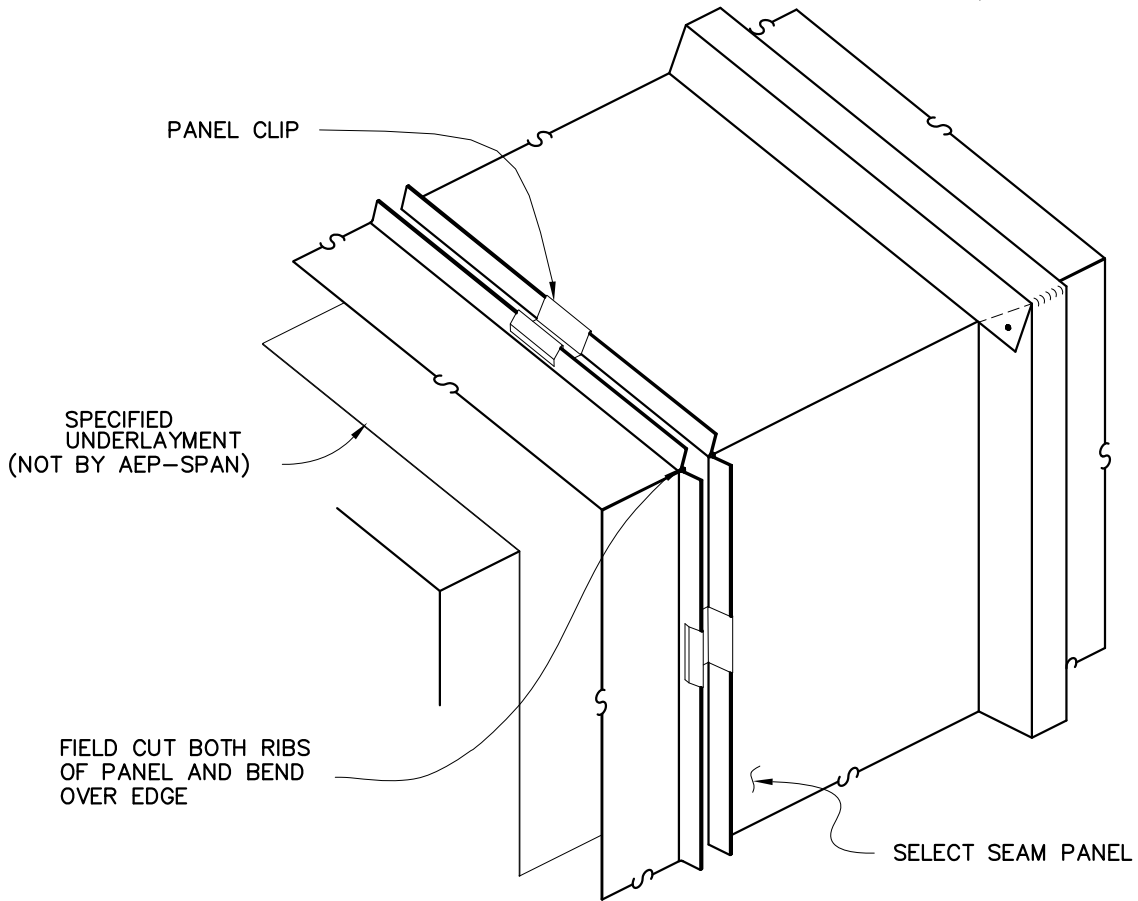
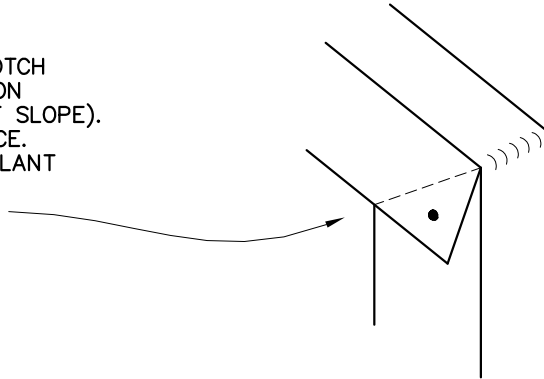


FIELD CUT SIDES OF BATTEN. NOTCH  
 BOTTOM HEMS ON UPPER PORTION  
 AS REQUIRED (VARIES PER ROOF SLOPE).  
 BEND LOWER PORTION INTO PLACE.  
 APPLY NON-SKINNING TUBE SEALANT  
 TO OVERLAPS AND FASTEN IN  
 PLACE WITH 1/8" RIVETS.

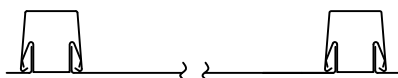


**DESIGN CAUTION:**  
 TURNING PANELS DOWN FOR  
 FASCIA MAY ESTABLISH  
 UNWANTED POINT OF PANEL  
 FIXITY.

**DESIGN NOTE:**  
 THIS TRANSITION DETAIL IS  
 NOT RECOMMENDED IN REGIONS  
 WITH HEAVY SNOW AND ICE  
 CONDITIONS.



**SELECT SEAM**  
 WIDE BATTEN



FASCIA TRANSITION

SSWB-05